

**ARRS
2015**

Breast Imaging

SYMPOSIUM

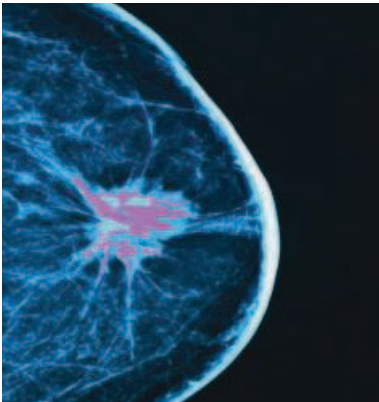
IN NEW ORLEANS AND ONLINE

February 5

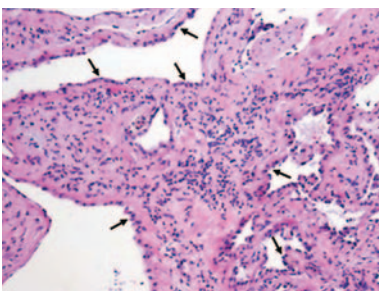
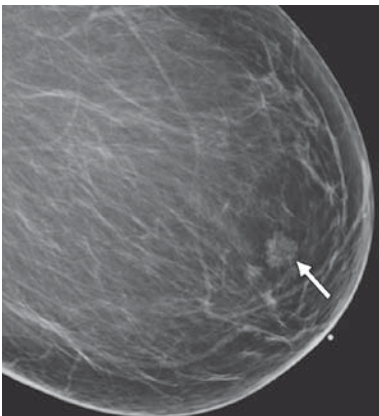
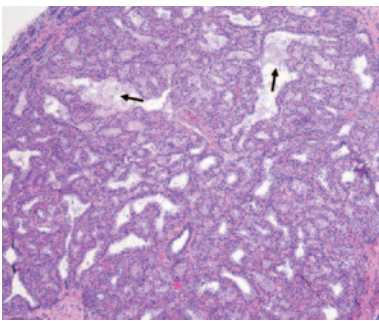
Pre-Symposium Tomosynthesis Workshop
in New Orleans

February 6–8

Sessions in New Orleans and Online



Register today to get the latest advancements and techniques in breast imaging and fulfill the FDA-mandated training for tomosynthesis.



In-Kind and Unrestricted Educational Grant Support
Provided for This Course by Hologic



www.arrs.org/BreastImaging

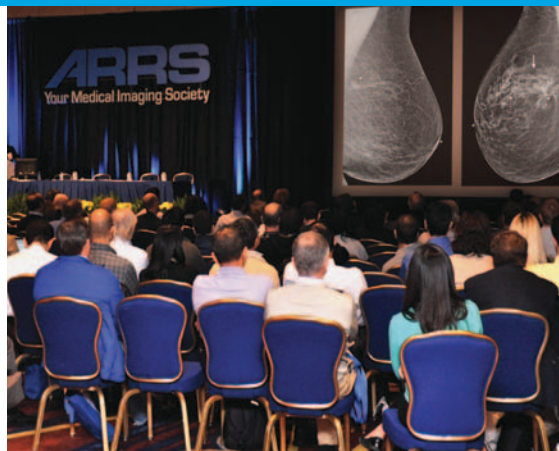


Participate in New Orleans or Online

Earn the breast imaging credit you need and advance your skills!

Learn the latest advancements and techniques in breast imaging from renowned subject specialists and receive the education you need to improve your skills in this rapidly growing field of radiology. The 2015 Symposium will feature discussion on the most recent developments in breast imaging, including:

- Teamwork Between the Surgeon and Breast Imager
- Interesting MRI, Mammography, and Ultrasound Pitfalls
- Cultural Issues and Breast Cancer Detection
- The Role of Imaging in Breast Conservation
- Gamma Camera Breast Imaging
- PET Management of Breast Abscesses



CME Credit Information

The ARRS is accredited by the Accreditation Council for Continuing Medical Education (ACCME) to provide continuing medical education activities for physicians. ARRS has received the highest level of accreditation, Accreditation with Commendation. ARRS has "Deemed Status" with the American Board of Radiology Maintenance of Certification Program.

ARRS designates the In-Person Breast Imaging Symposium for a maximum 21 *AMA PRA Category 1 Credits*[™], the Pre-Symposium Tomosynthesis Workshop for a maximum 8 *AMA PRA Category 1 Credits*[™], and the Virtual Breast Imaging Symposium for maximum 21 *AMA PRA Category 1 Credits*[™]. Physicians should claim only the credit commensurate with the extent of their participation in the activity. The activity is also qualified by the American Board of Radiology in meeting the criteria for self-assessment toward the purpose of fulfilling requirements in the ABR Maintenance of Certification Program.

In-Kind and Unrestricted Educational Grant Support Provided for This Course by Hologic


Achieve Results

This Symposium is designed to increase your confidence in the use of the new tools of tomosynthesis and breast ultrasound, and help you to reduce and avoid errors in breast imaging, and more!

Learning Outcomes

By attending the 2015 Breast Imaging Symposium, you will be able to achieve the following learning outcomes:

- Distinguish critical knowledge, communications, and image interpretation gaps.
- Assess and distinguish breast tumors utilizing various imaging modalities.
- Appraise breast density, both qualitatively and quantitatively.
- Describe the risk levels associated with dense breast tissue.
- Compare and contrast the various imaging modalities and appropriate use for breast imaging.
- Increase working knowledge of the new changes in the 5th edition of the BIRADS lexicon for mammography, ultrasound, and MRI.
- Describe common errors and pitfalls in breast imaging interpretation.
- Identify systems barriers to improving diagnoses, communication with surgeon colleagues, and increasing communication with peers.
- Improve image interpretation skills.
- Apply practice-based strategies for mitigating the occurrence of errors.
- Define performance improvement strategies and test those strategies in practice.



Early-bird Pre-registration Deadline

Register by
Dec. 15
to receive the
lowest rates!

The early-bird deadline is Monday, December 15. After this date, the regular pre-registration rates will apply.

Three ways to register

REGISTER ONLINE

Use the personalized URL on the back of this brochure!

REGISTER BY FAX

(703) 729-4839

REGISTER BY MAIL

ARRS Meeting Registration
44211 Slatestone Court
Leesburg, VA 20176-5109

QUESTIONS

Phone: 866-940-2777 or 703-729-3353
Email: meeting@arrs.org
Office Hours: Monday–Friday
8:30 am– 5:00 pm Eastern Time Zone

ARRS
Your Medical Imaging Society
CONNECT • LEARN • ADVANCE

Symposium In-Person and

Thursday, February 5

IN NEW ORLEANS ONLY

Time	Session Topic	Faculty
6:00–7:00 pm	Welcome Reception	

See Page 6 to Register for the Pre-Symposium Tomosynthesis Workshop!

Friday, February 6

IN-PERSON AND VIRTUAL SCHEDULE

Time	Session Topic	Faculty
Moderator: Robyn Birdwell, MD		
7:00–7:30 am	Continental Breakfast in Exhibit Hall	
7:30–8:00 am	Introduction and Announcements	Robyn Birdwell, MD
8:00–8:30 am	Density and Cancer Risk Stratifications	Emily Conant, MD
8:30–9:00 am	Risk Management Inherent in Over Diagnosis	Mark Helvie, MD
9:00–9:30 am	Qualitative and Quantitative Assessment of Breast Density	Emily Conant, MD
9:30–10:00 am	Tomosynthesis: Basic Technical Aspects Including Radiation	Phoebe Freer, MD
10:00–10:30 am	Break in Exhibit Hall	
10:30–11:00 am	Screening: Controversies	David Dershaw, MD
11:00–11:30 am	Screening: Breast Ultrasound	Regina Hooley, MD
11:30–12:00 noon	Contrast-Enhanced Mammography	John Lewin, MD
12:00–12:30 pm	Panel	
12:30–1:30 pm	Lunch Lecture: Limiting Your Risk	Sughra Raza, MD and Robyn Birdwell, MD
Afternoon Moderator: Mark Helvie, MD		
1:30–2:00 pm	Screening: MRI	Constance Lehman, MD
2:00–3:00 pm	(SAM) Interesting MRI, Mammography, and US Pitfalls	Julie Ritner, MD
3:00–3:30 pm	Break in Exhibit Hall	
3:30–4:30 pm	(SAM) Changes in New BIRADS 5 th Edition for Mammography, US and Breast MRI: What You Need to Know	Constance Lehman, MD
4:30–5:30 pm	(SAM) Tomosynthesis: When and How I Use this in Screening, Diagnostic, and Procedures	Phoebe Freer, MD and Regina Hooley, MD
5:30–6:00 pm	Panel	

On-site Registration Hours

Thursday, February 5	6:30 am–7:00 pm
Friday, February 6	6:30 am–5:30 pm
Saturday, February 7	6:30 am–5:00 pm
Sunday, February 8	6:30–9:30 am

All times reflect the Central Time Zone

ARRS
Your Medical Imaging Society
CONNECT • LEARN • ADVANCE

Virtual Schedule

Saturday, February 7

IN-PERSON AND VIRTUAL SCHEDULE

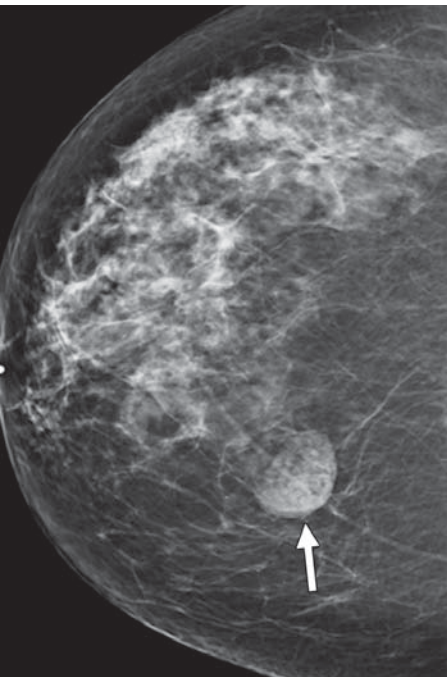
Time	Session Topic	Faculty
Moderator: Sughra Raza, MD		
7:00–7:30 am	Continental Breakfast	
7:30–8:00 am	Cultural Issues and Breast Cancer Detection	Sughra Raza, MD
8:00–8:30 am	What We Learned and How We Practice Screening Breast US after ACRIN 6666	Wendie Berg, MD
8:30–9:00 am	Imaging the Axilla: What the Breast Imager Needs to Know	Ana Lorencio, MD
9:00–9:30 am	Benign vs Malignant Features in Breast Ultrasound- Follow vs Biopsy	Wendie Berg, MD
9:30–10:00 am	Break	
10:00–10:30 am	Teamwork: Pre-op Imaging Needs of the Breast Surgeon	Seema Khan, MD
10:30–11:00 am	The Role of Imaging in Breast Conservation	David Dershaw, MD
11:00–11:30 am	Current Perspective on Staging Breast MRI and Axillary Dissection	Seema Khan, MD
11:30–12:30 pm	(SAM) Preoperative I125 Radioactive Seed Localizations	Sally Goudreau, MD
12:30–1:30 pm	Lunch on Your Own	
Afternoon Moderator: Dianne Georgian-Smith, MD		
1:30–2:30 pm	(SAM) Biopsy Pitfalls and Pearls	Lorraine B. Smith, MD
2:30–3:00 pm	Gamma Camera Breast Imaging and Breast PET	Wendie Berg, MD
3:00–3:30 pm	Break	
3:30–4:00 pm	Asymmetry and Architectural Distortion	Dianne Georgian-Smith, MD
4:00–4:30 pm	Tips on Stereo	John Lewin, MD
4:30–5:00 pm	Management of Breast Abscesses	Ana Lorencio, MD
5:00–5:30 pm	Panel Q&A	

Sunday, February 8

IN-PERSON AND VIRTUAL SCHEDULE

Time	Session Topic	Faculty
Moderator: Eva Gombos, MD		
7:00–7:30 am	Continental Breakfast	
7:30–8:30 am	(SAM) Post Core Biopsy Risk Lesion Follow Up	Dianne Georgian-Smith, MD and Thomas Lawton, MD
8:30–9:00 am	Breast MRI Background Enhancement	Peter Eby, MD
9:00–9:30 am	Break	
9:30–10:00 am	Monitoring Neoadjuvant Treatment	Eva Gombos, MD
10:00–10:30 am	Staging MRI in Newly Diagnosed Breast Cancer and Other Controversies	Peter Eby, MD
10:30–11:30 am	(SAM) Minimizing Risk in the Case Assessment of Interpretation Nightmares (the Unknowns Unmasked!)	Eva Gombos, MD; Sughra Raza, MD; and Robyn Birdwell, MD
11:30–12:00 noon	Q & A	

Pre-Symposium Tomosynthesis Workshop



February 5—Limited to 40 Participants • Only in New Orleans

The Pre-Symposium Tomosynthesis Workshop is an eight hour comprehensive training program that fulfills the FDA-mandated training requirement for this new imaging modality. As a workshop participant, you will be guided by expert faculty in Tomosynthesis interpretation. Workstations will be provided to review 100 clinical data sets with accompanying standard mammography. This workshop is limited to 40 participants and **requires a separate registration fee**. Registrations will be provided on a first-come, first-served basis.

Workshop Schedule

Thursday, February 5

Time	Session Topic	Faculty
7:00–7:30 am	Registration	
7:30–8:00 am	Introduction to Tomosynthesis Interpretation	Emily Conant, MD
8:00–9:30 am	Guided Review of Tomosynthesis Imaging	Emily Conant, MD
9:30–10:00 am	Break	
10:00–11:30 am	Case Review: Assessment Set 1	Emily Conant, MD
11:30 am–12:45 pm	Guided Discussion of Assessment Set 1	Emily Conant, MD
12:45–1:45 pm	Lunch on Your Own	
1:45–3:15 pm	Case Review: Assessment Set 2	Emily Conant, MD
3:15–4:30 pm	Guided Discussion of Assessment Set 2	Emily Conant, MD
4:30–5:00 pm	Common Challenges in Implementation of Tomosynthesis in Clinical Practice	Emily Conant, MD
6:00–7:00 pm	Welcome Reception for all Symposium Attendees	

In-Kind and Unrestricted Educational Grant Support Provided for This Course by Hologic, Inc.

FDA-Mandated Tomosynthesis Training

The FDA requires that individuals acquire 8 hours of Tomosynthesis training in order to use this new modality in breast imaging. By participating in this hands-on workshop, you will meet this requirement and earn 8 additional CME.

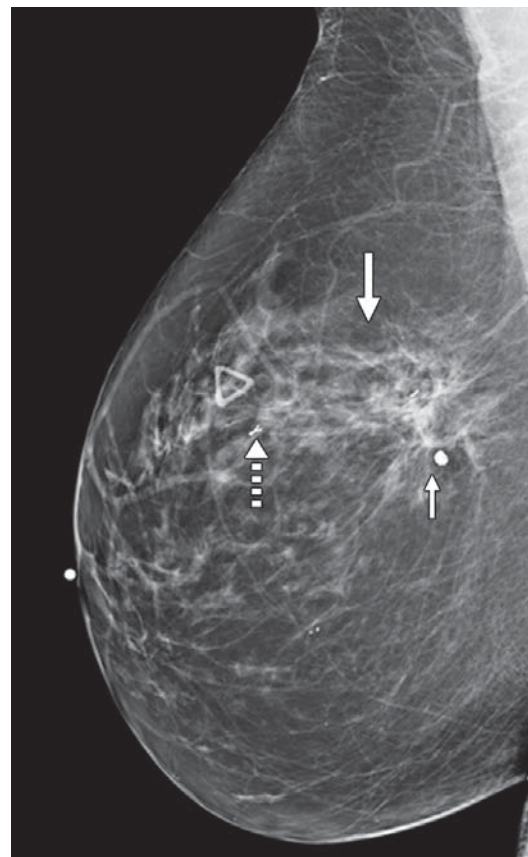
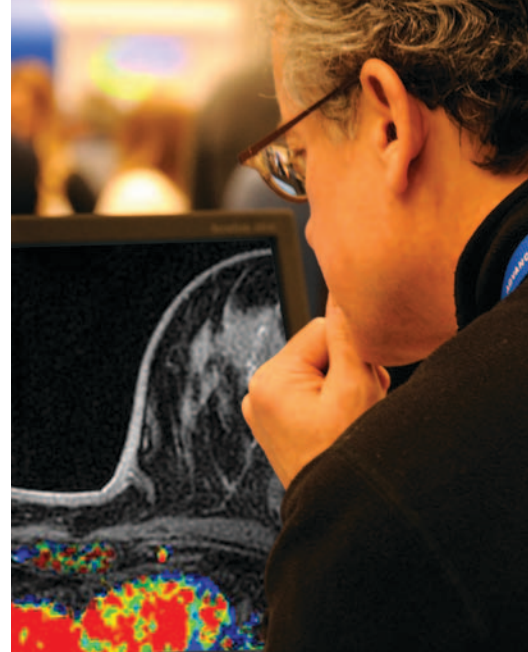
Workshop Learning Outcomes

- Review the process of image acquisition with digital breast tomosynthesis.
- Evaluate the role of tomosynthesis as a complementary imaging modality for screening and diagnostic patients.
- Develop a systematic strategy to interpret breast tomosynthesis images and improve diagnostic accuracy.
- Consider the operational and educational issues of integrating tomosynthesis into the clinical practice.

ARRS
Your Medical Imaging Society
CONNECT • LEARN • ADVANCE

Participate Online

Participate online in the 2 ½-Day Virtual Breast Imaging Symposium, February 6–8, to receive the same excellent education that ARRS is known for and earn **21 CME credits and 7 SAMs**. With the Virtual Symposium, participants can view live streaming of lectures, interact with faculty online, and access free recordings through the end of February to refresh their knowledge. View the schedule on pages 4–5.





Join us in New Orleans' French Quarter



The birthplace of Creole and home of Cajun food, New Orleans is an epicenter to one of the most popular genres of southern cuisine in America. Dine Downtown in the Central Business District at some of New Orleans' favorite restaurants, then take a stroll a few blocks to the Warehouse District and peruse museums and the Contemporary Arts Center. Visit the oldest neighborhood and the original settlement, The French Quarter, right along the Mississippi River, or take a walk in the Garden District—home to antebellum mansions and pristine gardens. Be sure to save time for the Mardi Gras Parades, which will be taking place while we are in New Orleans!

Exclusively for those in New Orleans, join us on Thursday, February 5 from 6:00–7:00 pm for a Welcome Reception in the Exhibit Hall featuring the top companies in Breast Imaging.





Symposium Hotel



The Breast Imaging Symposium will take place at The Westin New Orleans Canal Place, located in the historic French Quarter with waterfront views overlooking the Mississippi River. Just steps away from the hotel, the French Quarter is home to the famous Bourbon Street, classic restaurants, boutique shops, and lively music. ARRS provides discounted room rates for Symposium registrants at The Westin New Orleans Canal Place.

Reserve Your Room:

To book your room call 1-888-627-8180 (within the U.S.) or (504) 566-7006 (Internationally) and identify yourself as attending the ARRS Breast Imaging Symposium, or book it online at www.arrs.org/breastimaging.

The Westin New Orleans Canal Place

100 Rue Iberville, New Orleans, LA 70130
1-888-627-8180 (within the U.S.)
(504) 566-7006 (Internationally)

RESERVATION DEADLINE:

January 14, 2015

The Westin New Orleans Canal Place RATES

You must reserve your room no later than **January 14** to receive the ARRS discounted room rates. Please see rates and policies below.

ROOM TYPE	SINGLE	DOUBLE
Rate	\$229	\$229

All rates are quoted in U.S. funds and subject to applicable state and local taxes (currently 13% sales tax, \$2.00 per night occupancy tax and 1.75% Statutory Tourism Support Assessment).



HOTEL CONFIRMATIONS

When you make your reservations online, you will receive a confirmation e-mail from the hotel along with instructions on how to modify or cancel a reservation.

CANCELLATIONS/CHANGES

Cancellations must be made 72 hours prior to the reserved date of arrival to avoid a one-night room and tax charge. The ARRS is not able to answer any questions regarding your hotel reservation.

ARRS 2015 Breast Imaging Symposium

Virtual Registration Form

February 6–8

The Virtual Breast Imaging Symposium schedule is based on Central Time Zone. Virtual registration does not include the Thursday hands-on workshop.



First Name: _____ M.I.: _____ Last Name: _____

Degrees (MD, PhD, etc.): _____

Address: _____

City: _____ State/Province: _____ Zip/Postal Code: _____ Country: _____

Phone (please include country and city codes if applicable): _____ Fax: _____

E-mail (Registration confirmation is sent to this e-mail address): _____

Emergency Contact: _____ Phone: _____

Nonmembers may apply for ARRS membership and pay the member fees.
Go to www.arrs.org/BreastImaging or call 1-866-940-2777 or 703-729-3353 for details.

General Registration Fees

Please circle the appropriate category

	Early-bird Fees Through Monday, December 15	Pre-registration Fees Through Friday, January 23
ARRS Physician Member	\$675.00	\$775.00
ARRS In-Training Member	\$325.00	\$425.00
ARRS Radiologic Technologist Member	\$325.00	\$425.00
Nonmember	\$1,195.00	\$1,295.00

Total Fees: \$ _____

Check Enclosed (in U.S. funds drawn on a U.S. bank made payable to ARRS)

Credit Card: Visa MasterCard American Express

Card Holder's Name: _____

Credit Card #: _____ Expiration Date: _____

Signature: _____

Register online at www.arrs.org/BreastImaging or by completing this form and faxing it to 703-729-4839 or mailing it to ARRS, Meeting Registration, 44211 Slatestone Court, Leesburg, VA 20176-5109. Please contact ARRS if you have any questions at 866-940-2777 or 703-729-3353 or meeting@arrs.org. Cancellation requests received by Friday, January 23, 2015 will be refunded after the meeting minus a \$100 USD cancellation fee. The \$100 cancellation fee is nonrefundable. After January 23, 2015, absolutely no refunds will be issued. No-shows to the live webinar will not be refunded regardless of the reason including conflicts that arise with a registrant's schedule or failure to test the computer connection prior to the live webinar as instructed. Failure to join the live event (e.g., late arrivals or early departures) does not constitute a reason for a full or partial refund.

ARRS 2015 Breast Imaging Symposium

HOTEL RESERVATIONS

The Symposium will take place at The Westin New Orleans Canal Place in the French Quarter. ARRS has negotiated a block of discounted rooms for Symposium registrants. To book your room call 1-888-627-8180 (within the U.S.) or (504) 566-7006 (internationally) and identify yourself as an ARRS Breast Symposium attendee, or book your room online at www.arrs.org/BreastImaging. You must reserve your room no later than **January 14, 2015** to receive the ARRS discounted room rates. Please see rates below. After that date, the ARRS room block will be released and higher rates may apply.

HOTEL ROOM RATES

\$229 single/double rooms
All rates are quoted in U.S. funds and are subject to applicable state and local taxes (currently 13% sales tax, \$2.00 per night occupancy tax and 1.75% Statutory Tourism Support Assessment).

HOTEL CONFIRMATIONS

When you make your reservations online you will receive a confirmation e-mail from the hotel along with instructions on how to modify or cancel a reservation.

DEPOSITS

All reservations must be guaranteed with a credit card.

CANCELLATIONS/CHANGES

Cancellations must be made 72 hours prior to the reserved date of arrival to avoid a one-night room and tax charge. ARRS is not able to answer any questions regarding your hotel reservation.

In-Person Registration Form

Register for the Virtual Symposium at www.arrs.org/BreastImaging and participate online.

First Name: _____ M.I.: _____ Last Name: _____

Degrees (MD, PhD, etc.): _____

Address: _____

City: _____ State/Province: _____ Zip/Postal Code: _____ Country: _____

Phone (please include country and city codes if applicable): _____ Fax: _____

E-mail (Registration confirmation is sent to this e-mail address): _____

Emergency Contact: _____ Phone: _____

General Registration Fees Please circle the appropriate category for the Symposium in New Orleans, February 6–8.

	Early-bird Fees Through Dec. 15	Pre-registration Fees Through Jan. 23	On-Site Registration Fees
ARRS Physician Member	\$675.00	\$775.00	\$875.00
ARRS In-Training Member	\$325.00	\$425.00	\$525.00
ARRS Radiologic Technologist Member	\$325.00	\$425.00	\$525.00
Nonmember	\$1,195.00	\$1,295.00	\$1,395.00

Nonmembers may apply for ARRS membership and pay the member fees. Go to www.arrs.org/BreastImaging or call 1-866-940-2777 or 703-729-3353 for details.

Add the Pre-Symposium Tomosynthesis Workshop—Limited to the first 40 registrants!

Check the box to pay the additional fee and attend the Workshop. You must register for the full Symposium in New Orleans above to attend the workshop.

Pre-Symposium Tomosynthesis Workshop, February 5 in New Orleans Additional Registration Fee: \$249

Total Fees: \$ _____ Register for the Virtual Symposium at www.arrs.org/BreastImaging

Check Enclosed (in U.S. funds drawn on a U.S. bank made payable to ARRS)

Credit Card: Visa MasterCard American Express

Card Holder's Name: _____

Credit Card #: _____ Expiration Date: _____

Signature: _____

Register online at www.arrs.org/BreastImaging or by completing this form and faxing it to 703-729-4839 or mailing it to ARRS, Meeting Registration, 44211 Slatestone Court, Leesburg, VA 20176-5109. Please contact ARRS if you have any questions at 866-940-2777 or 703-729-3353 or meeting@arrs.org. Cancellation requests received by Friday, January 23, 2015 will be refunded after the meeting minus a \$100 USD cancellation fee. The \$100 cancellation fee is nonrefundable. After January 23, 2015, absolutely no refunds will be issued and all registrations will be handled on-site only.



Register by
Dec. 15
for the
lowest rates!

**ARRS
2015**

Breast Imaging

S Y M P O S I U M

IN NEW ORLEANS AND ONLINE • February 5–8, 2015

ARRS

Your Medical Imaging Society

44211 Slatestone Court
Leesburg, VA 20176-5109

ARRS 2015 Breast Imaging

S Y M P O S I U M

PARTICIPATE IN NEW ORLEANS OR ONLINE!

February 5–8, 2015

Learn the latest techniques and advancements in breast imaging and fulfill your FDA-mandated tomosynthesis training requirement.

See inside for more details!

Register by
Dec. 15
for the
lowest rates!

